



Fullers Mead | Harlow | CM17 9AT

Price Guide £275,000

 **clarknewman**

Fullers Mead | Harlow | CM17 9AT

Price Guide £275,000

GUIDE PRICE £275,000 - £285,000. A TWO DOUBLE BEDROOM MID TERRACE HOUSE located in the popular Potter Street development. The ground floor comprises of a spacious entrance hall, large lounge with ample dining space and a modern fitted kitchen with a range of wall and base units. Upstairs boasts two good sized double bedrooms and a family bathroom suite. Other features include gas heating via radiators and UPVC double glazed windows throughout. The property is vacant with no onward chain. Viewings highly advised.

- Two Double Bedrooms
- Well Presented
- Council Tax Band: C
- Mid Terraced House
- No Onward Chain
- EPC Rating: D

#### Entrance Hall

UPVC double glazed front door, radiator to wall and storage cupboard. Stairs leading to first floor and internal door to Lounge.

#### Lounge Diner

20'11" x 10'10" (6.38 x 3.3)

Large lounge with UPVC double glazed bay window to front and UPVC double glazed French doors to garden allowing plenty of natural light. Radiators to wall and back boiler.





### Kitchen

12'0" x 7'5" (3.66 x 2.26)

A modern fitted kitchen with a range of wall and base units offering integrated under counter fridge and freezer, washing machine, electric oven and hob and plumbing for dishwasher. UPVC double glazed window.

### Landing

Spacious landing with loft hatch. Internal doors to bedrooms and family bathroom.

### Bedroom One

9'0" x 14'1" (2.74 x 4.29)

Large double bedroom with two UPVC double glazed windows, radiator to wall and built-in wardrobes.

### Bedroom Two

9'2" x 11'11" (2.79 x 3.63)

Double bedroom with UPVC double glazed window and radiator to wall.



### Bathroom

7'4" x 5'4" (2.24 x 1.63)

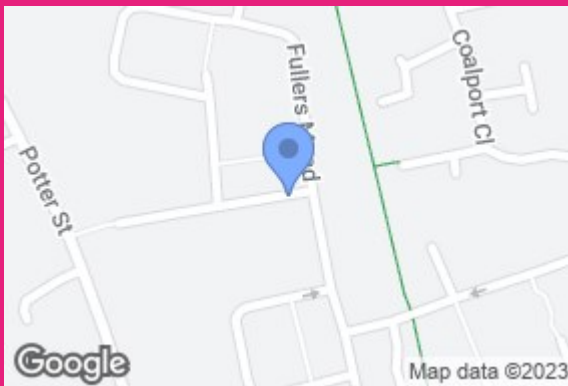
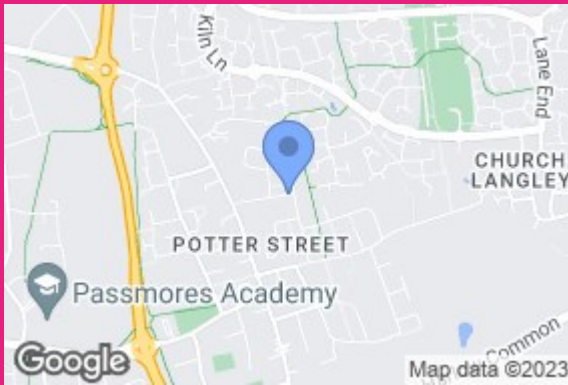
Family bathroom suite featuring bath with shower attachment, white sink and toilet. Radiator to wall and UPVC double glazed window.



### Garden

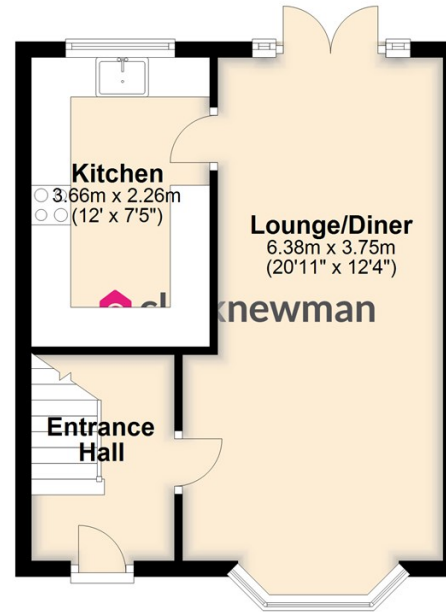
Private garden mostly laid to lawn with patio. Brick built shed and rear access.





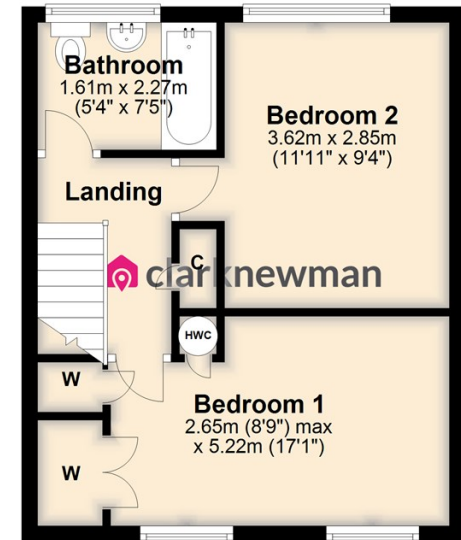
### Ground Floor

Approx. 36.4 sq. metres (391.4 sq. feet)



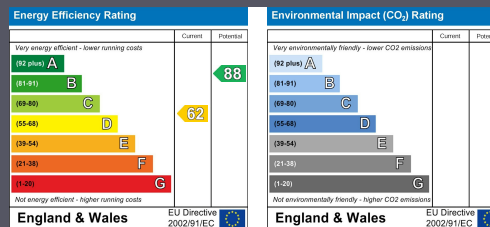
### First Floor

Approx. 33.9 sq. metres (364.6 sq. feet)



Total area: approx. 70.2 sq. metres (756.0 sq. feet)

Whilst every attempt has been made to ensure the accuracy of the floorplan contained here, measurements of doors, windows and other items are approximate and no responsibility is taken for any error, omission or mis-statement. This plan is only intended as a guide to the layout of the property and is not designed to look exactly like the real property. Flooring, wall coverings and so on will not match the actual property.  
Plan produced using PlanUp.



Equity House  
4-6 Market Street  
Harlow  
Essex  
CM17 0AH  
01279 400444  
hello@clarknewman.co.uk